

OFFICIAL NCAA BASKETBALL BOX SCORE
 Elizabethtown Panthers vs Lexington Catholic Knights

03/18/2000 20:00
 Final Box Score

Arena Boys Sweet16, Rupp Arena
 City,State Lexington,Ky

No.	Elizabethtown Panthers	Total FG		3-point		FT	FTA	Rebounds			F	TP	A	TO	BLK	STL	MIN	
		FG	FGA	FG	FGA			Off	Def	Tot								
4	Kyle Foster	0	0	0	0	0	0	0	0	0	0	0	0	0	0	0	DNP	
5	Chris Robinson	0	0	0	0	0	0	0	0	0	0	0	0	0	0	0	DNP	
10	Brett Atcher	0	0	0	0	0	0	0	0	0	0	0	0	0	0	0	DNP	
11	Mike Howard	0	0	0	0	0	0	0	0	0	0	0	0	0	0	0	DNP	
20	Jashawn Curry	0	0	0	0	0	0	0	0	0	0	0	0	0	0	0	DNP	
21	* Jason Johnston	3	5	2	3	3	6	0	1	1	2	11	4	8	0	0	29:43	
23	* Chris Williams	7	14	5	9	6	10	2	5	7	3	25	0	5	0	0	29:04	
25	* Josh Pedigo	1	2	0	0	1	4	1	1	2	3	3	1	1	0	1	25:18	
33	* Antwain Barbour	13	22	1	3	4	8	7	1	8	3	31	0	2	1	3	31:07	
34	Mark Richardson	0	1	0	1	0	0	0	1	1	2	0	0	2	0	0	5:13	
42	Blake Bramblett	0	0	0	0	0	0	0	2	2	2	0	1	0	0	0	7:35	
50	Dwight Rudd	0	0	0	0	0	0	0	0	0	0	0	0	0	0	0	DNP	
52	* Nathan Sexton	4	9	0	0	1	2	5	15	20	2	9	2	1	0	1	32:00	
Team (Included in Totals)								2 1 3										
Totals		28	53	8	16	15	30	17	27	44	17	79	8	19	1	5	160	
Total FG%: 1st half 10 - 25 (40.0%)		2nd half 18 - 28 (64.3%)		Game 28 - 53 (52.8%)		Deadball												
3Pt FG%: 1st half 3 - 7 (42.9%)		2nd half 5 - 9 (55.6%)		Game 8 - 16 (50.0%)		rebounds												
FT%: 1st half 2 - 6 (33.3%)		2nd half 13 - 24 (54.2%)		Game 15 - 30 (50.0%)		5												

No.	Lexington Catholic Knights	Total FG		3-point		FT	FTA	Rebounds			F	TP	A	TO	BLK	STL	MIN	
		FG	FGA	FG	FGA			Off	Def	Tot								
3	Brian Smith	0	0	0	0	0	0	0	0	0	1	0	1	0	0	0	1:24	
10	Clay Wolford	1	1	0	0	0	0	1	0	1	3	2	0	0	0	2	11:43	
11	* Kip Wellman	1	2	1	2	2	2	0	0	0	5	5	3	2	0	1	19:42	
14	Joey Wilson	0	0	0	0	0	0	0	0	0	0	0	0	0	0	0	DNP	
15	* Matt Heissenbuttel	8	14	1	2	8	14	3	5	8	2	25	2	0	0	2	29:21	
20	* David Hewitt	2	5	0	1	1	4	1	0	1	5	5	3	2	0	3	19:32	
22	Brendon Woudy	0	4	0	4	0	0	0	1	1	2	0	0	1	0	1	13:33	
24	Michael Hillenmeyer	0	0	0	0	0	0	0	0	0	0	0	0	0	0	0	DNP	
25	* Will Harris	8	19	2	9	2	2	3	7	10	3	20	3	3	0	2	31:24	
30	* Ben Wilson	4	11	0	6	0	0	3	1	4	2	8	1	2	0	1	24:02	
32	Ryan Morton	1	3	0	0	0	0	1	1	2	1	2	0	0	1	0	5:46	
33	Klint Rose	1	1	0	0	0	0	0	0	0	0	2	0	0	0	0	3:23	
34	Jack Heissenbuttel	0	0	0	0	0	0	0	0	0	0	0	0	0	0	0	0:10	
40	Rhodes Bell	0	0	0	0	0	0	0	0	0	0	0	0	0	0	0	DNP	
45	John Rompf	0	0	0	0	0	0	0	0	0	0	0	0	0	0	0	DNP	
Team (Included in Totals)								0 2 2										
Totals		26	50	4	24	13	22	12	17	29	24	69	13	10	1	12	160	
Total FG%: 1st half 15 - 31 (48.4%)		2nd half 11 - 29 (37.9%)		Game 26 - 60 (43.3%)		Deadball												
3Pt FG%: 1st half 3 - 11 (27.3%)		2nd half 1 - 13 (7.69%)		Game 4 - 24 (16.7%)		rebounds												
FT%: 1st half 5 - 7 (71.4%)		2nd half 8 - 15 (53.3%)		Game 13 - 22 (59.1%)		5												

Technical Fouls: None

Attendance: 17,442

Officials: Tony Gray, Brett Miles, Rob Allen

Score by Period	1st H	2nd H	OT	OT	Final	Record	Overall	Conf
Lexington Catholic Knights	38	31	0	0	69	Knights	32-5	
Elizabethtown Panthers	25	54	0	0	79	Panthers	29-5	

	Knights	Panthers	Knights	Panthers	Knights	Panthers		
Points off Turnovers	22	10	Second Effort Points	12	15	Bench Points	6	0
Points in the Paint	28	34	3 Point Points	12	24	Free Throw Points	13	15
Largest Lead	22	9 (13 pts)	Lead Changes	3		Number of Ties	0	

University of Kentucky Basketball - Play by Play Report - Period 1 (pg 1)
Lexington Catholic Knights vs. Elizabethtown Panthers
Date: 03/18/2000 Time: 20:00 Site: Boys Sweet16, Rupp Arena-Lexington,Ky Attendance:

##	Name	Action	Action	Score	Clock	Diff	##	Name	Action	Action
11	K Wellman	Start Game					21	J Johnston	Start Game	
15	M Heissenbuttel	Start Game					23	C Williams	Start Game	
20	D Hewitt	Start Game					25	J Pedigo	Start Game	
25	W Harris	Start Game					33	A Barbour	Start Game	
30	B Wilson	Start Game					52	N Sexton	Start Game	
15	M Heissenbuttel	Jump Ball Loss			1	7:58	52	N Sexton	Jump Ball Win	
					1	7:34	21	J Johnston	Turn Over	
					1	7:33				
11	K Wellman	Steal			1	7:28	+2			
25	W Harris	FG Made	11 K Wellman Assist	2-0	1	7:14				
30	B Wilson	Personal Foul			1	7:14				
					1	7:14		21	J Johnston	FT Attempt
					1	7:14	+1	21	J Johnston	FT Made
25	W Harris	FG Attempt		2-1	1	7:08		25	J Pedigo	Def Rebound
					1	6:57	-1 (L1)	52	N Sexton	Layup Made
15	M Heissenbuttel	Layup Made	11 K Wellman Assist	4-3	1	6:38	+1 (L2)			21 J Johnston Assist
Knights		Def Rebound	(Dead Ball Reb)		1	6:13		33	A Barbour	FG Attempt
					1	6:13		23	C Williams	Personal Foul
11	K Wellman	Turn Over			1	5:43				
					1	5:42		52	N Sexton	Steal
30	B Wilson	Def Rebound			1	5:31		23	C Williams	FG Attempt
25	W Harris	FT Made		5-3	1	5:28	+2	25	J Pedigo	Personal Foul
25	W Harris	FT Made		6-3	1	5:28	+3			
					1	5:18		21	J Johnston	Turn Over
15	M Heissenbuttel	FG Attempt			1	5:08		52	N Sexton	Def Rebound
15	M Heissenbuttel	Def Rebound			1	4:44		52	N Sexton	Layup Att
25	W Harris	FG Made		8-3	1	4:18	+5			
					1	4:08		23	C Williams	FG Attempt
					1	4:06		52	N Sexton	Putback Att
					1	3:58		33	A Barbour	Turn Over
25	W Harris	3Pt Attempt	30 B Wilson Off Reb		1	3:54				
30	B Wilson	Layup Made	15 M Heissenbuttel Assist	10-3	1	3:47	+7			
					1	3:25		33	A Barbour	FG Attempt
					1	3:23	+5	33	A Barbour	Putback Made
15	M Heissenbuttel	Layup Att		10-5	1	3:12		52	N Sexton	Def Rebound
					1	3:04		33	A Barbour	FG Attempt
25	W Harris	Def Rebound			1	3:00		23	C Williams	3Pt Attempt
20	D Hewitt	Turn Over	(Bad Pass)		1	2:56				
					1	2:50				
22	B Woody	Enter Game	for 11 K Wellman		1	2:50				
10	C Wolford	Enter Game	for 20 D Hewitt		1	2:50				
					1	2:45		23	C Williams	Turn Over
25	W Harris	FG Attempt			1	2:37		52	N Sexton	Def Rebound
25	W Harris	Def Rebound			1	2:17		52	N Sexton	FG Attempt
22	B Woody	3Pt Attempt	25 W Harris Off Reb		1	2:07				
25	W Harris	Putback Made		12-5	1	2:03	+7			
					1	1:50		21	J Johnston	Turn Over
25	W Harris	Steal			1	1:47				
30	B Wilson	Layup Made	25 W Harris Assist	14-5	1	1:45	+9			
					1	1:32	+7	52	N Sexton	Layup Made
15	M Heissenbuttel	Layup Made	30 B Wilson Assist	16-7	1	1:26	+9			25 J Pedigo Assist
10	C Wolford	Leave Game			1	1:14				
15	M Heissenbuttel	Leave Game			1	1:14				
11	K Wellman	Enter Game	for 30 B Wilson		1	1:14				
20	D Hewitt	Enter Game			1	1:14				
32	R Morton	Enter Game			1	1:14				
					1	1:14		42	B Bramblett	Enter Game
					1	1:03	+7	33	A Barbour	Layup Made
32	R Morton	Layup Made	20 D Hewitt Assist	16-9	1	0:42	+9			for 25 J Pedigo
20	D Hewitt	Personal Foul		18-9	1	0:36				21 J Johnston Assist
33	K Rose	Enter Game	for 25 W Harris		1	0:36				
					1	0:09		23	C Williams	3Pt Attempt
32	R Morton	Block			1	0:04		33	A Barbour	Layup Att
Knights		Def Rebound			1	0:00		33	A Barbour	3Pt Attempt

End of Period Summary Knights 18 Panthers 9

Largest Lead: Knights 14 Panthers 5 (9 pts)

Lead Changes: 2 Ties: 0

University of Kentucky Basketball - Play by Play Report - Period 1 (pg 2)
Lexington Catholic Knights vs. Elizabethtown Panthers
Date: 03/18/2000 Time: 20:00 Site: Boys Sweet16, Rupp Arena-Lexington,Ky Attendance:

##	Name	Action	Action	Score	Clock	Diff	##	Name	Action	Action
		Lead in Period: Knights 14 Panthers 5 (9 pts)							Lead Changes: 2 Ties: 0 (this period)	
		2 for 0 oppo pts							5 for 6 oppo pts	
		2 for 4 pts							6 for 2 pts	
		8/14 for 57.1 %							4/16 for 25.0 %	
		2/2 for 100 %							1/2 for 50.0 %	
									Turnovers	
									2nd Chances	
									Field Goals	
									Free Throws	

University of Kentucky Basketball - Play by Play Report - Period 2 (pg 1)
Lexington Catholic Knights vs. Elizabethtown Panthers
Date: 03/18/2000 Time: 20:00 Site: Boys Sweet16, Rupp Arena-Lexington,Ky Attendance:

##	Name	Action	Action	Score	Clock	Diff	##	Name	Action	Action
11	K Wellman	Leave Game			2 8:00					
20	D Hewitt	Leave Game			2 8:00					
22	B Woody	Leave Game			2 8:00					
32	R Morton	Leave Game			2 8:00					
11	K Wellman	Enter Game	for 33 K Rose		2 8:00					
15	M Heissenbuttel	Enter Game			2 8:00					
20	D Hewitt	Enter Game			2 8:00					
25	W Harris	Enter Game			2 8:00					
30	B Wilson	Enter Game			2 8:00					
					2 7:42		42	B Bramblett	Personal Foul	
15	M Heissenbuttel	FT Attempt	Knights Deadball Reb		2 7:42					
15	M Heissenbuttel	FT Made		19-9	2 7:42	+10				
					2 7:34		23	C Williams	Turn Over	(Traveling)
30	B Wilson	3Pt Attempt			2 7:09		42	B Bramblett	Def Rebound	
11	K Wellman	Personal Foul			2 7:08					
					2 7:00		23	C Williams	Turn Over	(Bad Pass)
					2 6:57					
20	D Hewitt	Steal			2 6:49	+13				
11	K Wellman	3Pt Made	20 D Hewitt Assist	22-9	2 6:44					
20	D Hewitt	Personal Foul			2 6:44					
10	C Wolford	Enter Game	for 20 D Hewitt		2 6:44					
					2 6:37		21	J Johnston	Turn Over	
					2 6:33					
15	M Heissenbuttel	Steal			2 6:30		23	C Williams	Def Rebound	
11	K Wellman	3Pt Attempt		22-12	2 6:14	+10	21	J Johnston	3Pt Made	52 N Sexton Assist
					2 5:58		42	B Bramblett	Def Rebound	
30	B Wilson	FG Attempt			2 5:52		21	J Johnston	Turn Over	(Bad Pass)
					2 5:52					
22	B Woody	Enter Game	for 11 K Wellman		2 5:20		52	N Sexton	Def Rebound	
22	B Woody	3Pt Attempt		22-14	2 4:54	+8	33	A Barbour	FG Made	
					2 4:44		52	N Sexton	Def Rebound	
25	W Harris	3Pt Attempt			2 4:32		23	C Williams	Turn Over	
					2 4:31					
10	C Wolford	Steal		24-14	2 4:26	+10				
30	B Wilson	Layup Made		24-16	2 4:16	+8	52	N Sexton	Layup Made	21 J Johnston Assist
					2 4:01					
22	B Woody	3Pt Attempt	10 C Wolford Off Reb		2 3:57					
25	W Harris	Layup At	15 M Heissenbuttel Off Reb		2 3:56		42	B Bramblett	Personal Foul	
					2 3:56					
10	C Wolford	Leave Game			2 3:56					
3	B Smith	Enter Game	for 30 B Wilson		2 3:56					
32	R Morton	Enter Game			2 3:56					
					2 3:56		34	M Richardson	Enter Game	for 21 J Johnston
15	M Heissenbuttel	FT Made		25-16	2 3:56	+9				
15	M Heissenbuttel	FT Made		26-16	2 3:56	+10				
					2 3:44		34	M Richardson	Turn Over	
15	M Heissenbuttel	Steal			2 3:44					
15	M Heissenbuttel	FG Made	3 B Smith Assist	28-16	2 3:44	+12				
					2 3:44		34	M Richardson	Personal Foul	
15	M Heissenbuttel	FT Attempt			2 3:44		52	N Sexton	Def Rebound	
				28-18	2 3:35	+10	33	A Barbour	FG Made	
					2 3:16					
32	R Morton	FG Attempt	32 R Morton Off Reb		2 3:03					
25	W Harris	Turn Over			2 3:02		33	A Barbour	Steal	
					2 2:58					
3	B Smith	Personal Foul			2 2:58					
					2 2:49		33	A Barbour	FG Attempt	
22	B Woody	Def Rebound		31-18	2 2:40	+13				
25	W Harris	3Pt Made			2 2:32					
11	K Wellman	Enter Game	for 3 B Smith		2 2:32					
10	C Wolford	Enter Game	for 22 B Woody		2 2:32					
33	K Rose	Enter Game	for 15 M Heissenbuttel		2 2:32					
					2 2:32		25	J Pedigo	Enter Game	for 33 A Barbour
					2 2:22	+10	23	C Williams	3Pt Made	42 B Bramblett Assist
25	W Harris	FG Made		33-21	2 2:09	+12				
32	R Morton	Personal Foul			2 1:42					
15	M Heissenbuttel	Enter Game	for 32 R Morton		2 1:42		25	J Pedigo	FT Attempt	Panthers Deadball Reb
					2 1:42		25	J Pedigo	FT Attempt	25 J Pedigo Off Reb

University of Kentucky Basketball - Play by Play Report - Period 2 (pg 2)
Lexington Catholic Knights vs. Elizabethtown Panthers
Date: 03/18/2000 Time: 20:00 Site: Boys Sweet16, Rupp Arena-Lexington,Ky Attendance:

## Name	Action	Action	Score	Clock	Diff	## Name	Action	Action
11 K Wellman	Personal Foul			2 1:39				
22 B Woody	Enter Game	for 11 K Wellman		2 1:39				
				2 1:39		34 M Richardson	Leave Game	
				2 1:39		21 J Johnston	Enter Game	for 42 B Bramblett
				2 1:39		33 A Barbour	Enter Game	
			33-22	2 1:39	+11	25 J Pedigo	FT Made	
25 W Harris	Def Rebound			2 1:39		25 J Pedigo	FT Attempt	
33 K Rose	FG Made	25 W Harris Assist	35-22	2 1:26	+13			
25 W Harris	Def Rebound			2 1:08		33 A Barbour	FG Attempt	
15 M Heissenbuttel	FG Attempt			2 0:57		23 C Williams	Def Rebound	
				2 0:50		23 C Williams	Turn Over	
10 C Wolford	Steal			2 0:49				
25 W Harris	3Pt Attempt			2 0:43		52 N Sexton	Def Rebound	
			35-25	2 0:33	+10	23 C Williams	3Pt Made	
25 W Harris	3Pt Made	15 M Heissenbuttel Assist	38-25	2 0:08	+13			
Knights	Def Rebound			2 0:00		23 C Williams	3Pt Attempt	

OFFICIAL NCAA BASKETBALL BOX SCORE
 Elizabethtown Panthers vs Lexington Catholic Knights

03/18/2000 20:00
 1st Half Box Score

Arena Boys Sweet16, Rupp Arena
 City,State Lexington,Ky

No.	Elizabethtown Panthers	Total FG		3-point		FT	FTA	Rebounds			F	TP	A	TO	BLK	STL	MIN	
		FG	FGA	FG	FGA			Off	Def	Tot								
4	Kyle Foster	0	0	0	0	0	0	0	0	0	0	0	0	0	0	0	DNP	
5	Chris Robinson	0	0	0	0	0	0	0	0	0	0	0	0	0	0	0	DNP	
10	Brett Atcher	0	0	0	0	0	0	0	0	0	0	0	0	0	0	0	DNP	
11	Mike Howard	0	0	0	0	0	0	0	0	0	0	0	0	0	0	0	DNP	
20	Jashawn Curry	0	0	0	0	0	0	0	0	0	0	0	0	0	0	0	DNP	
21	* Jason Johnston	1	1	1	1	1	2	0	0	0	0	0	4	3	5	0	0	13:43
23	* Chris Williams	2	7	2	5	0	0	1	2	3	1	6	0	5	0	0	0	16:00
25	* Josh Pedigo	0	0	0	0	1	4	1	1	2	1	1	1	0	0	0	0	9:18
33	* Antwain Barbour	4	11	0	1	0	0	3	0	3	0	8	0	1	0	1	0	15:07
34	Mark Richardson	0	0	0	0	0	0	0	0	0	1	0	0	1	0	0	0	2:17
42	Blake Bramblett	0	0	0	0	0	0	0	2	2	2	0	1	0	0	0	0	7:35
50	Dwight Rudd	0	0	0	0	0	0	0	0	0	0	0	0	0	0	0	0	DNP
52	* Nathan Sexton	3	6	0	0	0	0	1	7	8	0	6	1	0	0	1	0	16:00
Team (Included in Totals)								1	0	1								
Totals		10	25	3	7	2	6	7	12	19	5	25	6	12	0	2	0	80

Total FG%: 1st half 10 - 25 (40.0%) 2nd half 0 - 0 (0.00%) Game 10 - 25 (40.0%)
 3Pt FG%: 1st half 3 - 7 (42.9%) 2nd half 0 - 0 (0.00%) Game 3 - 7 (42.9%)
 FT%: 1st half 2 - 6 (33.3%) 2nd half 0 - 0 (0.00%) Game 2 - 6 (33.3%)

Deadball
 rebounds
 2

No.	Lexington Catholic Knights	Total FG		3-point		FT	FTA	Rebounds			F	TP	A	TO	BLK	STL	MIN
		FG	FGA	FG	FGA			Off	Def	Tot							
3	Brian Smith	0	0	0	0	0	0	0	0	0	1	0	1	0	0	0	1:24
10	Clay Wolford	0	0	0	0	0	0	1	0	1	0	0	0	0	0	2	6:56
11	* Kip Wellman	1	2	1	2	0	0	0	0	0	2	3	2	1	0	1	9:25
14	Joey Wilson	0	0	0	0	0	0	0	0	0	0	0	0	0	0	0	DNP
15	* Matt Heissenbuttel	3	6	0	0	3	5	1	1	2	0	9	2	0	0	2	13:56
20	* David Hewitt	0	0	0	0	0	0	0	0	0	2	0	2	1	0	1	7:40
22	Brendon Wood	0	3	0	3	0	0	0	1	1	0	0	0	0	0	0	7:49
24	Michael Hillenmeyer	0	0	0	0	0	0	0	0	0	0	0	0	0	0	0	DNP
25	* Will Harris	6	12	2	5	2	2	1	4	5	0	16	2	1	0	1	15:24
30	* Ben Wilson	3	5	0	1	0	0	1	1	2	1	6	1	0	0	0	10:50
32	Ryan Morton	1	2	0	0	0	0	1	0	1	1	2	0	0	1	0	3:28
33	Klint Rose	1	1	0	0	0	0	0	0	0	0	2	0	0	0	0	3:08
34	Jack Heissenbuttel	0	0	0	0	0	0	0	0	0	0	0	0	0	0	0	DNP
40	Rhodes Bell	0	0	0	0	0	0	0	0	0	0	0	0	0	0	0	DNP
45	John Rompf	0	0	0	0	0	0	0	0	0	0	0	0	0	0	0	DNP
Team (Included in Totals)								0	2	2							
Totals		15	31	3	11	5	7	5	9	14	7	38	10	3	1	7	80

Total FG%: 1st half 15 - 31 (48.4%) 2nd half 0 - 0 (0.00%) Game 15 - 31 (48.4%)
 3Pt FG%: 1st half 3 - 11 (27.3%) 2nd half 0 - 0 (0.00%) Game 3 - 11 (27.3%)
 FT%: 1st half 5 - 7 (71.4%) 2nd half 0 - 0 (0.00%) Game 5 - 7 (71.4%)

Deadball
 rebounds
 2

Technical Fouls: None

Attendance: Unknown

Officials: Tony Gray, Brett Miles, Rob Allen

Score by Period			1st H	2nd H	Final	Record	Overall	Conf
Lexington Catholic Kn.ghts	38	0	38			Knights	32-4	
Elizabethtown Panthers	25	0	25			Panthers	28-5	

	Knights Panthers		Knights Panthers		Knights Panthers			
Points off Turnovers	13	0	Second Effort Points	6	3	Bench Points	4	0
Points in the Paint	16	10	3 Point Points	9	9	Free Throw Points	5	2
Largest Lead	22	9 (13 pts)	Lead Changes	2		Number of Ties	0	

University of Kentucky Basketball - Play by Play Report - Period 3 (pg 1)
Lexington Catholic Knights vs. Elizabethtown Panthers
Date: 03/18/2000 Time: 20:00 Site: Boys Sweet16, Rupp Arena-Lexington,Ky Attendance: 17,442

##	Name	Action	Action	Score	Clock	Diff	##	Name	Action	Action
10	C Wolford	Leave Game			3 8:00					
15	M Heissenbuttel	Leave Game			3 8:00					
22	B Woody	Leave Game			3 8:00					
25	W Harris	Leave Game			3 8:00					
11	K Wellman	Enter Game	for 33 K Rose		3 8:00					
15	M Heissenbuttel	Enter Game			3 8:00					
20	D Hewitt	Enter Game			3 8:00					
25	W Harris	Enter Game			3 8:00					
30	B Wilson	Enter Game			3 8:00					
					3 8:00		21	J Johnston	Leave Game	
					3 8:00		23	C Williams	Leave Game	
					3 8:00		25	J Pedigo	Leave Game	
					3 8:00		33	A Barbour	Leave Game	
					3 8:00		21	J Johnston	Enter Game	for 52 N Sexton
					3 8:00		23	C Williams	Enter Game	
					3 8:00		25	J Pedigo	Enter Game	
					3 8:00		33	A Barbour	Enter Game	
					3 8:00		52	N Sexton	Enter Game	
				38-27	3 7:45	+11	21	J Johnston	FG Made	
					3 7:39		21	J Johnston	Personal Foul	
20	D Hewitt	FT Attempt	Knights Deadball Reb		3 7:39		23	C Williams	Def Rebound	
20	D Hewitt	FT Attempt			3 7:39		23	C Williams	3Pt Made	
				38-30	3 7:29	+8				
20	D Hewitt	Layup Made		40-30	3 7:12	+10				
					3 7:00		33	A Barbour	Turn Over	
20	D Hewitt	Steal			3 6:59		52	N Sexton	Def Rebound	
20	D Hewitt	Layup Att			3 6:54					
20	D Hewitt	Personal Foul			3 6:48		52	N Sexton	FG Attempt	23 C Williams Off Reb
				40-32	3 6:44	+8	23	C Williams	Putback Made	
					3 6:44					
11	K Wellman	Personal Foul			3 6:44		23	C Williams	FT Attempt	
25	W Harris	Def Rebound			3 6:44		33	A Barbour	Block	
25	W Harris	FG Attempt	25 W Harris Off Reb		3 6:17		23	C Williams	Personal Foul	
					3 6:16					
11	K Wellman	Leave Game			3 6:16					
10	C Wolford	Enter Game	for 20 D Hewitt		3 6:16					
22	B Woody	Enter Game			3 6:16					
30	B Wilson	3Pt Attempt			3 6:10		52	N Sexton	Def Rebound	
				40-34	3 5:57	+6	23	C Williams	FG Made	
10	C Wolford	Personal Foul			3 5:57	+5	23	C Williams	FT Made	
30	B Wilson	3Pt Attempt	15 M Heissenbuttel Off Reb		3 5:31					
25	W Harris	3Pt Attempt			3 5:25		23	C Williams	Def Rebound	
				40-38	3 5:11	+2	23	C Williams	3Pt Made	52 N Sexton Assist
					3 5:05					
Knights	20 Sec Time Out				3 5:05					
20	D Hewitt	Enter Game	for 10 C Wolford		3 5:05					
11	K Wellman	Enter Game	for 22 B Woody		3 5:05					
15	M Heissenbuttel	FG Attempt	30 B Wilson Off Reb		3 4:56					
25	W Harris	Layup Made			3 4:46	+4				
				42-38	3 4:29	+1	23	C Williams	3Pt Made	
15	M Heissenbuttel	FG Made		44-41	3 4:20	+3				
					3 3:56		21	J Johnston	3Pt Attempt	33 A Barbour Off Reb
				44-43	3 3:54	+1	33	A Barbour	Putback Made	
					3 3:26					
25	W Harris	Turn Over	(Fumble)		3 3:20	-1 (L3)	33	A Barbour	FG Made	
25	W Harris	Personal Foul			3 3:20	-2	33	A Barbour	FT Made	
					3 3:11		23	C Williams	Personal Foul	
22	B Woody	Enter Game	for 11 K Wellman		3 3:08					
22	B Woody	Turn Over	(Bad Pass)		3 2:56		21	J Johnston	FG Attempt	33 A Barbour Off Reb
					3 2:56					
15	M Heissenbuttel	Personal Foul			3 2:56		34	M Richardson	Enter Game	for 23 C Williams
32	R Morton	Enter Game	for 30 B Wilson		3 2:56		33	A Barbour	FT Attempt	Panthers Deadball Reb
					3 2:56		33	A Barbour	FT Attempt	
32	R Morton	Def Rebound			3 2:56		52	N Sexton	Def Rebound	
15	M Heissenbuttel	FG Attempt			3 2:38		33	A Barbour	3Pt Made	
				44-49	3 2:29	-5				

University of Kentucky Basketball - Play by Play Report - Period 3 (pg 2)
Lexington Catholic Knights vs. Elizabethtown Panthers
Date: 03/18/2000 Time: 20:00 Site: Boys Sweet16, Rupp Arena-Lexington,Ky Attendance: 17,442

## Name	Action	Action	Score	Clock	Diff	## Name	Action	Action
25 W Harris	3Pt Attempt	Knights Deadball Reb		3 2:16				
				3 2:16		52 N Sexton	Personal Foul	
				3 2:16				
25 W Harris	3Pt Attempt			3 2:11		34 M Richardson	Def Rebound	
15 M Heissenbuttel	Def Rebound			3 2:00		33 A Barbour	FG Attempt	
				3 1:45		25 J Pedigo	Personal Foul	
22 B Woody	Leave Game			3 1:45				
11 K Wellman	Enter Game	for 32 R Morton		3 1:45				
30 B Wilson	Enter Game			3 1:45				
15 M Heissenbuttel	FG Made	11 K Wellman Assist	46-49	3 1:40	-3			
				3 1:23		34 M Richardson	3Pt Attempt	52 N Sexton Off Reb
11 K Wellman	Personal Foul			3 1:22				
32 R Morton	Enter Game	for 11 K Wallman		3 1:22				
			46-52	3 1:14	-6	21 J Johnston	3Pt Made	
32 R Morton	FG Attempt	30 B Wilson Off Reb		3 0:57				
30 B Wilson	Turn Over			3 0:52				
			46-54	3 0:50		33 A Barbour	Steal	
				3 0:48	-8	33 A Barbour	Dunk Made	
				3 0:43		33 A Barbour	Personal Foul	
10 C Wolford	Enter Game	for 30 B Wilson		3 0:43				
15 M Heissenbuttel	FT Attempt	Knights Deadball Reb		3 0:43				
15 M Heissenbuttel	FT Attempt	20 D Hewitt Off Reb		3 0:43				
20 D Hewitt	3Pt Attempt			3 0:36		33 A Barbour	Def Rebound	
				3 0:15		34 M Richardson	Turn Over	
20 D Hewitt	Steal			3 0:15				
				3 0:15		34 M Richardson	Personal Foul	
22 B Woody	Enter Game	for 32 R Morton		3 0:15				
33 K Rose	Enter Game	for 15 M Heissenbuttel		3 0:15				
20 D Hewitt	FT Made		47-54	3 0:15	-7			
20 D Hewitt	FT Attempt			3 0:15		52 N Sexton	Def Rebound	
			47-56	3 0:05	-9	33 A Barbour	FG Made	

End of Period Summary Knights 47 Panthers 56

Largest Lead: Knights 22 Panthers 9 (13 pts)
Lead in Period: Knights 38 Panthers 25 (13 pts)
 3 for 5 oppo pts
 5 for 2 pts
 4/15 for 26.7 %
 1/6 for 16.7 %

Turnovers
2nd Chances
Field Goals
Free Throws

Lead Changes: 3 Ties: 0
Lead Changes: 1 Ties: 0 (this period)
 2 for 1 oppo pts
 4 for 7 pts
 12/17 for 70.6 %
 2/5 for 40.0 %

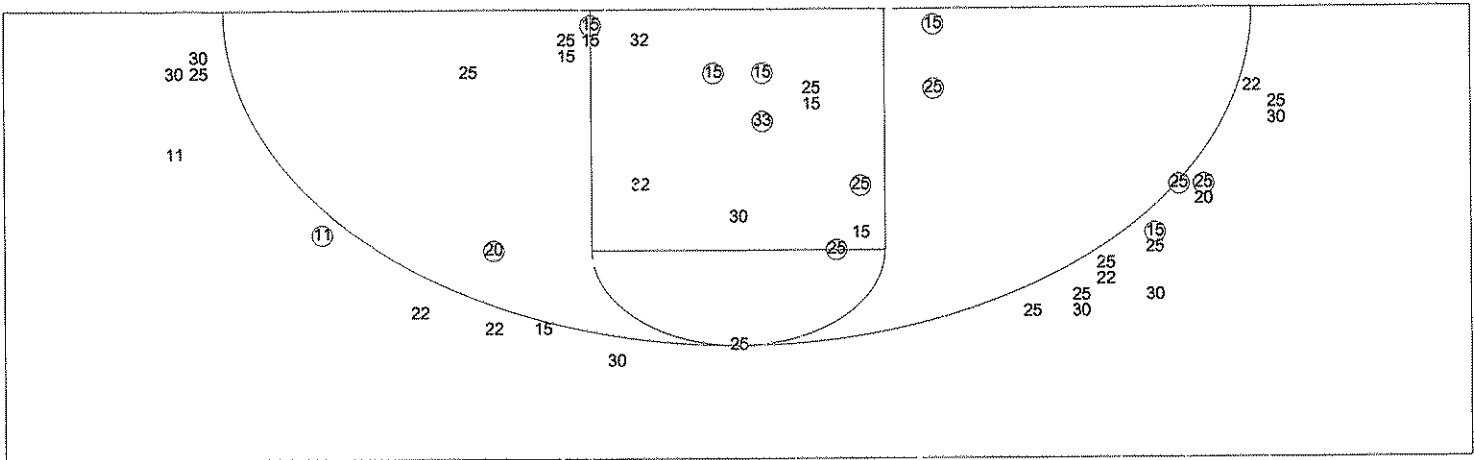
University of Kentucky Basketball - Play by Play Report - Period 4 (pg 1)
Lexington Catholic Knights vs. Elizabethtown Panthers
Date: 03/18/2000 Time: 20:00 Site: Boys Sweet16, Rupp Arena-Lexington,Ky Attendance: 17,442

##	Name	Action	Action	Score	Clcok	Diff	##	Name	Action	Action
					4 8:00		21	J Johnston	Leave Game	
					4 8:00		25	J Pedigo	Leave Game	
					4 8:00		33	A Barbour	Leave Game	
					4 8:00		34	M Richardson	Leave Game	
					4 8:00		21	J Johnston	Enter Game	for 52 N Sexton
					4 8:00		23	C Williams	Enter Game	
					4 8:00		25	J Pedigo	Enter Game	
					4 8:00		33	A Barbour	Enter Game	
					4 8:00		52	N Sexton	Enter Game	
10	C Wolford	Leave Game			4 8:00					
20	D Hewitt	Leave Game			4 8:00					
22	B Woody	Leave Game			4 8:00					
25	W Harris	Leave Game			4 8:00					
11	K Wellman	Enter Game	for 33 K Rose		4 8:00					
15	M Heissenbuttel	Enter Game			4 8:00					
20	D Hewitt	Enter Game			4 8:00					
25	W Harris	Enter Game			4 8:00					
30	B Wilson	Enter Game			4 8:00					
30	B Wilson	Layup Made	25 W Harris Assist	49-56	4 7:56	-7				
					4 7:50		21	J Johnston	Turn Over	
30	B Wilson	3Pt Attempt	15 M Heissenbuttel Off Reb		4 7:45					
15	M Heissenbuttel	FG Made		51-56	4 7:42	-5				
				51-58	4 7:25	-7	25	J Pedigo	FG Made	
15	M Heissenbuttel	Layup Made	20 D Hewitt Assist	53-58	4 7:05	-5				
15	M Heissenbuttel	FT Made		54-58	4 7:05	-4	33	A Barbour	Personal Foul	
15	M Heissenbuttel	Def Rebound			4 6:56		33	A Barbour	3Pt Attempt	
20	D Hewitt	Layup Att			4 6:45		21	J Johnston	Def Rebound	
				54-60	4 6:29	-6	52	N Sexton	FG Made	21 J Johnston Assist
15	M Heissenbuttel	FT Made		55-60	4 5:59	-5	21	J Johnston	Personal Foul	
15	M Heissenbuttel	FT Attempt			4 5:59		52	N Sexton	Def Rebound	
					4 5:47		21	J Johnston	Turn Over	
					4 5:45		33	A Barbour	Personal Foul	
20	D Hewitt	Leave Game			4 5:45					
10	C Wolford	Enter Game	for 30 B Wilson		4 5:45					
22	B Woody	Enter Game			4 5:45					
11	K Wellman	FT Made		56-60	4 5:45	-4				
11	K Wellman	FT Made		57-60	4 5:45	-3				
				57-62	4 5:36	-5	33	A Barbour	FG Made	
25	W Harris	Personal Foul			4 5:36					
25	W Harris	Def Rebound			4 5:36		33	A Barbour	FT Attempt	
22	B Woody	3Pt Attempt			4 5:22		52	N Sexton	Def Rebound	
					4 5:00		23	C Williams	3Pt Attempt	33 A Barbour Off Reb
				57-64	4 4:56	-7	33	A Barbour	Putback Made	
11	K Wellman	Turn Over			4 4:51					
10	C Wolford	Leave Game			4 4:51					
20	D Hewitt	Enter Game	for 11 K Wellman		4 4:51					
30	B Wilson	Enter Game			4 4:51					
				57-66	4 4:39	-9	33	A Barbour	FG Made	
30	B Wilson	Turn Over			4 4:27					
					4 4:26		33	A Barbour	Steal	
22	B Woody	Personal Foul			4 4:24					
Knights	20 Sec Time Out				4 4:24					
				57-67	4 4:24	-10	33	A Barbour	FT Made	
					4 4:24		33	A Barbour	FT Attempt	52 N Sexton Off Reb
					4 4:21		52	N Sexton	Putback Att	Panthers Off Reb
					4 4:05		23	C Williams	FG Attempt	52 N Sexton Off Reb
15	M Heissenbuttel	Def Rebound			4 3:49		25	J Pedigo	FG Attempt	
15	M Heissenbuttel	FT Made		58-67	4 3:49	-9	25	J Pedigo	Personal Foul	
15	M Heissenbuttel	FT Attempt			4 3:49		52	N Sexton	Def Rebound	
					4 3:43		52	N Sexton	Turn Over	
22	B Woody	Steal			4 3:43					
11	K Wellman	Enter Game	for 22 B Woody		4 3:43					
15	M Heissenbuttel	FT Made		59-67	4 3:38	-8	52	N Sexton	Personal Foul	
15	M Heissenbuttel	FT Made		60-67	4 3:38	-7				
10	C Wolford	Enter Game	for 20 D Hewitt		4 3:38					
					4 3:06		21	J Johnston	Turn Over	

University of Kentucky Basketball - Play by Play Report - Period 4 (pg 2)
Lexington Catholic Knights vs. Elizabethtown Panthers
Date: 03/18/2000 Time: 20:00 Site: Boys Sweet16, Rupp Arena-Lexington,Ky Attendance: 17,442

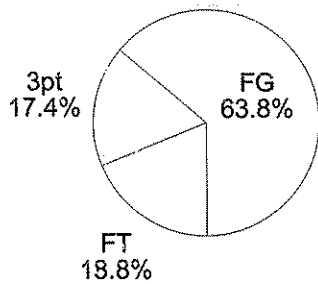
## Name	Action	Action	Score	Clock	Diff	## Name	Action	Action
30 B Wilson	Steal			4 3:05				
10 C Wolford	Layup Made		62-67	4 3:01	-5			
				4 3:00				
15 M Heissenbuttel	Personal Foul			4 2:54				
20 D Hewitt	Enter Game	for 10 C Wolford		4 2:54				
			62-68	4 2:54	-6	33 A Barbour	FT Made	
			62-69	4 2:54	-7	33 A Barbour	FT Made	
				4 2:54				
20 D Hewitt	Turn Over			4 2:18				
				4 2:17		25 J Pedigo	Steal	
				4 1:52		25 J Pedigo	Turn Over	
25 W Harris	Steal			4 1:51				
25 W Harris	Offensive Foul			4 1:50				
25 W Harris	Turn Over			4 1:50				
				4 1:50		23 C Williams	Charge Taken	
10 C Wolford	Enter Game	for 15 M Heissenbuttel		4 1:50				
20 D Hewitt	Personal Foul			4 1:40				
				4 1:40		23 C Williams	FT Attempt	Panthers Deadball Reb
				4 1:40		23 C Williams	FT Attempt	33 A Barbour Off Reb
			62-71	4 1:37	-9	33 A Barbour	Putback Made	
20 D Hewitt	FG Made		64-71	4 1:30	-7			
Knights	Time Out			4 1:30				
15 M Heissenbuttel	Enter Game	for 10 C Wolford		4 1:30				
				4 1:30		Panthers	20 Sec Time Out	
				4 1:30		Panthers	Time Out	
				4 1:19				
20 D Hewitt	Personal Foul			4 1:19				
10 C Wolford	Enter Game	for 20 D Hewitt		4 1:19				
			64-72	4 1:19	-8	23 C Williams	FT Made	
			64-73	4 1:19	-9	23 C Williams	FT Made	
			67-73	4 1:08	-6			
15 M Heissenbuttel	3Pt Made			4 0:50				
10 C Wolford	Personal Foul			4 0:50				
22 B Woody	Enter Game	for 10 C Wolford		4 0:50				
			67-74	4 0:50	-7	23 C Williams	FT Made	
				4 0:50		23 C Williams	FT Attempt	52 N Sexton Off Reb
				4 0:48				
30 B Wilson	Personal Foul			4 0:48				
				4 0:48		52 N Sexton	FT Attempt	Panthers Deadball Reb
			67-75	4 0:48	-8	52 N Sexton	FT Made	
				4 0:37		23 C Williams	Def Rebound	
30 B Wilson	3Pt Attempt			4 0:36				
11 K Wellman	Personal Foul			4 0:36				
34 J Heissenbuttel	Enter Game	for 11 K Wellman		4 0:36				
			67-76	4 0:36	-9	23 C Williams	FT Made	
			67-77	4 0:36	-10	23 C Williams	FT Made	
				4 0:28				
25 W Harris	3Pt Attempt	25 W Harris Off Reb		4 0:27	-8			
25 W Harris	Putback Made		69-77	4 0:26				
Knights	Time Out			4 0:26				
10 C Wolford	Enter Game	for 34 J Heissenbuttel		4 0:26				
22 B Woody	Personal Foul			4 0:23	-9	21 J Johnston	FT Made	
25 W Harris	Def Rebound			4 0:23		21 J Johnston	FT Attempt	
30 B Wilson	3Pt Attempt			4 0:16		Panthers	Def Rebound	
10 C Wolford	Personal Foul			4 0:14	-10	21 J Johnston	FT Made	
15 M Heissenbuttel	Def Rebound		69-79	4 0:14		21 J Johnston	FT Attempt	
15 M Heissenbuttel	3Pt Attempt			4 0:07		52 N Sexton	Def Rebound	

University of Kentucky Basketball - TEAM SHOT CHART for the Knights
Lexington Catholic Knights vs. Elizabethtown Panthers
 DATE: 03/18/2000 TIME: 20:00 SITE: Boys Sweet16, Rupp Arena-Lexington,Ky

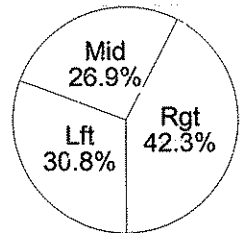


Shot Summary	M/A	%	PTS
3Pt FG	4/24	16.7%	12
2Pt FG	22/36	61.1%	44
Layups - L	5/8	62.5%	10
Layups - R	6/7	85.7%	12
Dunks	0/0	0.0%	0
Putbacks	2/2	100.0%	4
Overall Shooting	26/60	43.3%	56
Free Throws	13/22	59.1%	13
Total Points			69

Scoring Distribution




Scoring Locations

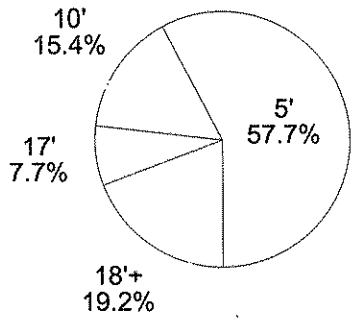


By Period	FG	FGA	FG%	3Pt	3PA	3P%	FT	FTA	FT%	PTS	ORB	DRB	TR	PF	AST	TO	BS	ST	P/S
1st Period	8	14	57.1	0	2	0.00	2	2	100	18	2	5	7	2	6	2	1	2	1.20
2nd Period	7	17	41.2	3	9	33.3	3	5	60.0	20	3	4	7	5	4	1	0	5	1.05
3rd Period	4	15	26.7	0	6	0.00	1	6	16.7	9	5	3	8	6	1	3	0	2	0.50
4th Period	7	14	50.0	1	7	14.3	7	9	77.8	22	2	5	7	11	2	4	0	3	1.22
Game	26	60	43.3	4	24	16.7	13	22	59.1	69	12	17	29	24	13	10	1	12	0.97

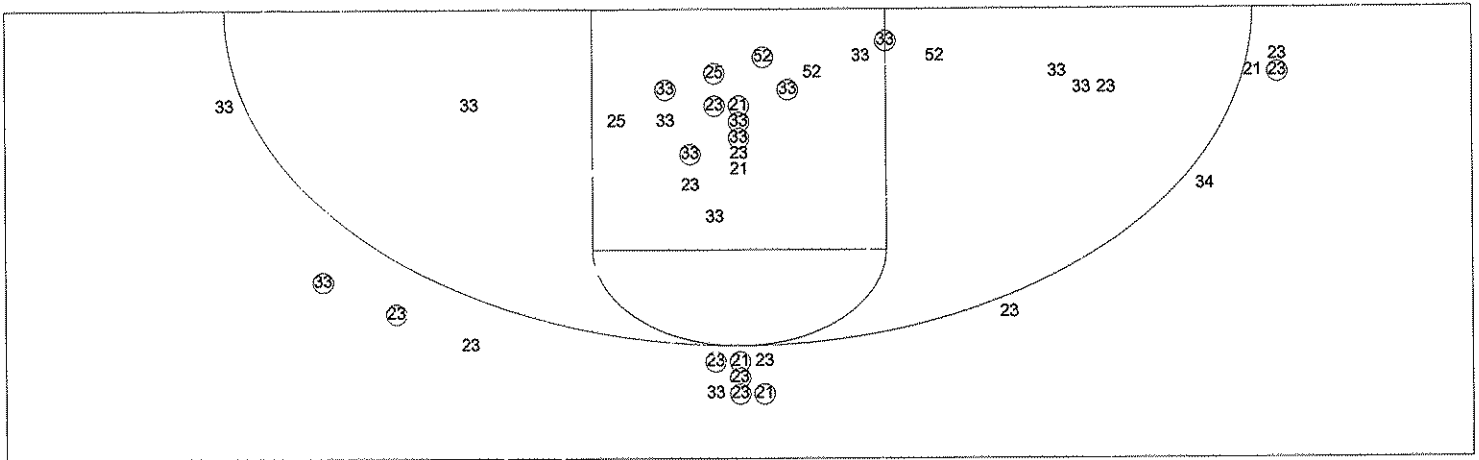
Scoring Breakdown



Scoring Range




University of Kentucky Basketball - TEAM SHOT CHART for the Panthers
 Lexington Catholic Knights vs. Elizabethtown Panthers
 DATE: 03/18/2000 TIME: 20:00 SITE: Boys Sweet16, Rupp Arena-Lexington,Ky

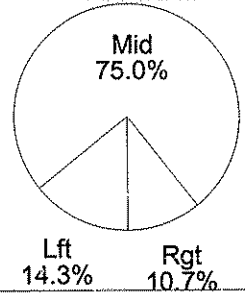


Shot Summary	M/A	%	PTS
3Pt FG	8/16	50.0%	24
2Pt FG	20/37	54.1%	40
Layups - L	2/3	66.7%	4
Layups - R	2/3	66.7%	4
Dunks	1/1	100.0%	2
Putbacks	5/7	71.4%	10
Overall Shooting	28/53	52.8%	64
Free Throws	15/30	50.0%	15
Total Points			79

Scoring Distribution




Scoring Locations



By Period	FG	FGA	FG%	3Pt	3PA	3P%	FT	FTA	FT%	PTS	ORB	DRB	TR	PF	AST	TO	BS	ST	P/S
1st Period	4	16	25.0	0	3	0.00	1	2	50.0	9	6	4	10	2	3	5	0	1	0.53
2nd Period	6	9	66.7	3	4	75.0	1	4	25.0	16	1	8	9	3	3	7	0	1	1.45
3rd Period	12	17	70.6	5	7	71.4	2	5	40.0	31	4	8	12	7	1	2	1	1	1.63
4th Period	6	11	54.5	0	2	0.00	11	19	57.9	23	6	7	13	5	1	5	0	2	1.15
Game	28	53	52.8	8	16	50.0	15	30	50.0	79	17	27	44	17	8	19	1	5	1.16

Scoring Breakdown



Scoring Range

